



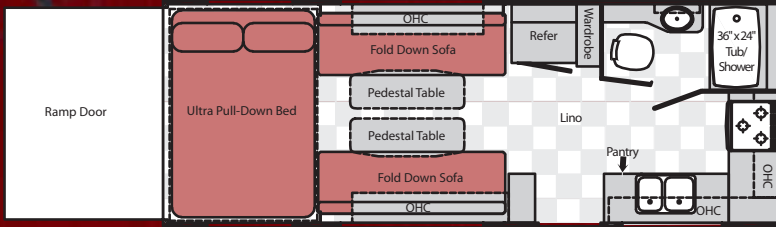
MEGA-LITE

by Extreme



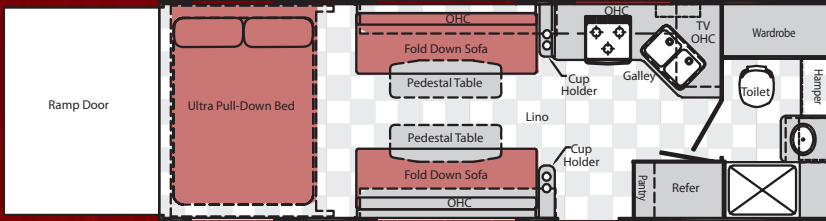
mega-floor plans

19 KT | 13' 5" Cargo Length to Galley |
 21 KT | 15' 5" Cargo Length to Galley |



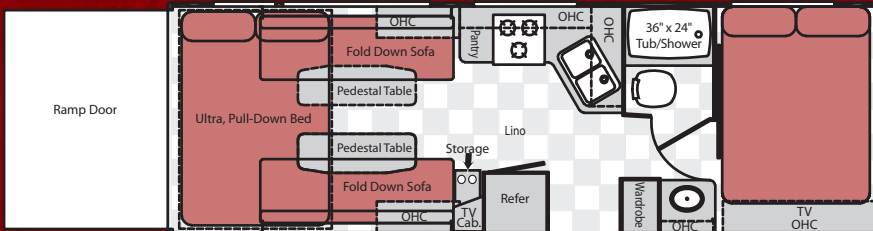
Shown with standard Fold Down Sofa

21 BT | 15' 3" Cargo Length to Galley |
 23 BT | 17' 3" Cargo Length to Galley |



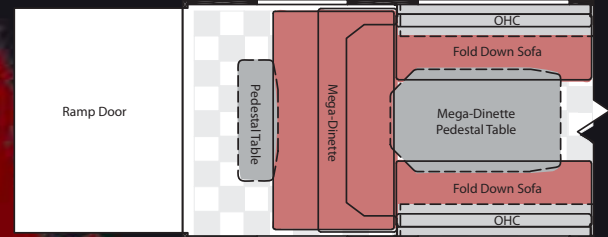
Shown with standard Fold Down Sofa

23 ST | 13' 1" Cargo Length to Galley |
 25 ST | 15' 1" Cargo Length to Galley |

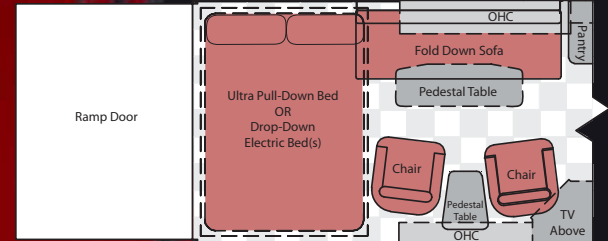


Shown with standard Fold Down Sofa

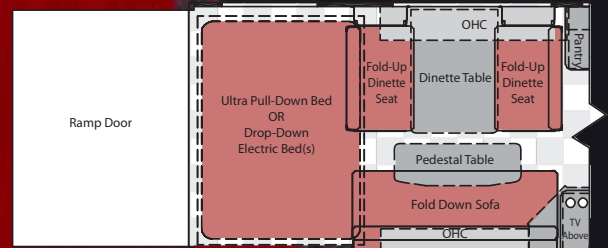
optional configurations for all models



Mega-Dinette option* (w/ double elec. bed)



Bay Window option



Drop-Down Dinette option

mega-standard features

- Ultra, pull-down bed
- TV flip table (19KT & 21KT)
- Wired for TV & Antenna
- ABS tub shower surround (ST models)
- Skylight in bath (ST models)
- Porcelain toilet (foot-flush)
- Exterior shower
- 2 fold down sofa beds with tables
- Lights under overhead cabinets
- 3-burner stove
(Microwave/convection oven)
- Roll-out pantries
- 6 cu. ft. refrigerator with freezer
- Awning
- Tinted windows
- Large entry door with window
- Chrome wheels
- Carpet (removable)
- Flush-mount tie downs
- 1-piece floor
- 1-piece rubber roof
- Generator compartment
- 20,000 BTU furnace
- 13.5 BTU A/C
- 30 Amp converter with charger
- 6 gal. gas/DSI water heater
- 7.5 LPG tank
- 106 gallon fresh water tank
- 35 gallon black water tank (32 gal. on 21BT & 23BT)
- 32 gallon grey water tank (35 gal. on 23ST & 25ST)
- Dump hose carrier
- Ultra light-weight chassis
- Lite-weight ramp door

* Mega-Dinette is an Extreme RVs exclusive and is patent pending

mega-specs*

Model #	19KT	21KT	21BT	23BT	23ST	25ST
Sleeping Accommodations	2-6	2-6	2-6	2-6	4-8	4-8
Capacity						
Furnace	20m	20m	20m	20m	20m	20m
Fresh water	100	100	100	100	100	100
Water Heater	6	6	6	6	6	6
Holding Black water	30	30	32	32	35	35
Holding Gray water	30	30	32	32	35	35
Tire						
205/75/15 load C	X	X	X	X	X	
225/75/15 load C						X
Weights* (approximate)						
Overall Wt (std, dry, empty)	3,985	4,280	4,425	4,680	4,780	5,005
Hitch	660	685	710	700	630	710
G.V.W.R.	7,640	7,640	7,640	7,640	7,640	8,000
Carrying Capacity (w/o opt)	3,655	3,360	3,215	2,960	2,790	2,995
Size						
Length (exterior)	23' 6"	25' 6"	25' 6"	27' 6"	27' 5"	29' 5"
Width (exterior)	96"	96"	96"	96"	96"	96"
Height (exterior)	10' 5"	10' 5"	10' 5"	10' 5"	10' 5"	10' 7"
Width (interior)	91.75"	91.75"	91.75"	91.75"	91.75"	91.75"
Ramp Door Rating	2500 lb	2500 lb	2500 lb	2500 lb	2500 lb	2500 lb

*All weights and measurements are subject to change without notice due to continual product improvements, options, features, and availability of components. Check weight tag for relevant actual weight on each individual unit.

convenience package

- TV Cabinet & Antenna (19KT & 21KT)
- TV Cabinet in Bedroom & TV Antenna (23ST & 25ST)
- TV Antenna only (21BT & 23BT)
- Spare Tire
- Stab Jack (1 pair per unit)

sport package

- Custom LPG Cover
- AM/FM/ CD Player (Automotive)
- Floodlights (2)
- LED Lights
- Pitched, Partial Walk-on Roof
- Custom Front Guard

Note: options in packages available separately :: More info. available online:

www.ExtremeRVs.com

mega-options

- Toy Box Lock
- Bath Privacy Curtain (23ST & 25ST)
- Aluminum Wheels
- Outside Speakers
- Bedspread
- Double Electric Bed
- Mega-Dinette (patent pending) with Double Electric Bed
- Flat-Screen TV with DVD Player
- EZ-View Entertainment System (LCD TV with DVD/CD/Audio System)
- High Gloss Fiberglass Exterior
- Large Exterior Assist Handle
- Mach I Interior Upgrade
- Drop-Down Dinette
- Fuel Station w/ Gas Tank
- 15.0 BTU Air Conditioner
- Barbeque
- Bay Window (with Swivel Chairs)
- Rear Screen Ramp Room
- Rear Screen
- Power Jack, Travel Trailer
- Halftime Oven
- Installed Onan 4.0 Generator
- Fuel station w/18 gal gas tank
- CSA with Wall (CDN units only)
- RVIA Seal
- SUT Manufacturer's Tag



mach 1 interior
(shown with Mega-Dinette option)



brookwood interior
(shown standard with Fold Down Sofa)



emerald interior
(shown with Bay Window option)



Mega-dinette

An Extreme RVs
exclusive!
(patent pending)

Party Hard!!

Seat 12-15 people in
your trailer with the
Mega-dinette option



Mega-Dinette view
from front

barrier-free

Take it easy!

Our ramp doors
are ultra *lite*-weight
with no cables or
ugly garage door
springs

lite-weight door



Surf & browse!

New info and pics are
constantly being added
to our website—
stop by and check us out!

www.ExtremeRVs.com

1/2 ton towable

Load it up!

Easily tow your *Mega-Lite* with
your everyday vehicle



mega-warranty

EXTREME RVs provides a
2-year structural &
1-Year Component Warranty!




Official trailer sponsors
of the Fly Racing
motocross team



Your Authorized Extreme RVs Dealer

Extreme RVs, LLC, • P.O. Box 1420, Caldwell, ID 83606 • (208) 453-2500 • www.ExtremeRVs.com

*Manufacturer's Notice: Specifications for products through December 31, 2007. All weights, measurements, specifications, equipment, models and prices subject to change without notice due to continual product improvements and availability of components. Production of all models subject to seasonal scheduling. Extreme RVs, LLC reserves the right to improve models without incorporating these changes in similar models produced at an earlier date. Consult your automobile dealer and your recreational vehicle dealer to assure the proper match between tow vehicle and trailer. Tow vehicle and recreational unit must be properly equalized for efficient product performance and safety. Before you purchase your recreational vehicle, carefully consider the number of people it will accommodate and its end use. For winter travel below 25° F or summer travel 100° F or higher, consult you dealer for appropriate additional equipment to make your travel accommodations more comfortable. Manufacturer's load capacity restrictions and recommendations must be followed for safe and efficient product performance. All RV manufacturers are required to build to the national RVIA standard/code for recreational vehicles. If RVs are to be used for purposes other than recreational use, your RV dealer should be consulted for any additional appropriate equipment or accessories, such as storm windows or other types of upgrades.



**2008
model
updates
coming in February**

new standard features

- Cherry star cabinets with solid wood doors
- Residential-style faucets, sinks, and door hardware in oil-rubbed bronze
- Durable, stain-resistant microfiber sofas in Bronze and Brookwood
- Designer-style hard side valances throughout coach
- Rear bed coat hangers
- Extremely Durable Armstrong lino
- Kitchen and bath towels
- Carpet & floormat (removable)

new options

- Designer sofas with arm rests and cup holders
- Coordinating residential-style throw pillows
- Overhead cabinet cargo netting
- Clear LED clearance lights
- Sofa pillows
- Car Stereo with MP3 player connection
- Kicker® sound system
- Installed Xbox 360™
- Installed Sony PlayStation® 3 (subject to availability)
- Pressure washer
- Pre-wired for game system
- 22' locator flag



**Extreme
3-Point
Protection**

new warranty

Extreme RVs' **3-Point Protection Plan**

- Lifetime Structural Warranty
- 2 Year Limited Warranty
- Component Warranties per manufacturer's specs

*Manufacturer's Notice: Specifications for products through December 31, 2007. All weights, measurements, specifications, equipment, models and prices subject to change without notice due to continual product improvements and availability of components. Production of all models subject to seasonal scheduling. Extreme RV's, LLC reserves the right to improve models without incorporating these changes in similar models produced at an earlier date. Consult your automobile dealer and your recreational vehicle dealer to assure the proper match between tow vehicle and trailer. Tow vehicle and recreational unit must be properly equalized for efficient product performance and safety. Before you purchase your recreational vehicle, carefully consider the number of people it will accommodate and its end use. For winter travel below 25° F or summer travel 100° F or higher, consult you dealer for appropriate additional equipment to make your travel accommodations more comfortable. Manufacturer's load capacity restrictions and recommendations must be followed for safe and efficient product performance. All RV manufacturers are required to build to the national RVIA standard/code for recreational vehicles. If RVs are to be used for purposes other than recreational use, your RV dealer should be consulted for any additional appropriate equipment or accessories, such as storm windows or other types of upgrades.