

FREELANDER CLASS C MOTORHOMES

# Freelander™

By Coachmen



Leader to the Great Outdoors





The spacious interior of the 3150 SS Frelander is enhanced by an extra-tall 6'10" ceiling height. Top it off with an array of valuable features such as the wood edge countertops, high spout faucet, hardwood cabinet doors, and designer window treatments with pleated shades. (Select features available on slide models only)

Frelander takes function to the next level with the standard dash stereo. Complete with both a **cassette and CD player**, **built-in weather band** and **Sirius Satellite radio capability**, this radio was designed specifically for RV's with large and easy to find buttons that let you keep your eyes on the road rather than on the radio. (Slide Models)



The optional cabover **entertainment center** offers a large 24" flatscreen television, and DVD/VCR combo with plenty of space for a full-size adult to sleep.



# Freelander

## Made for Your Enjoyment


The Freelander™ by Coachmen sets the standard for quality, features and amenities in a Class C motorhome. In a Freelander™, there is no need to rush or worry about reservations. There is always a meal and a comfortable bed at the end of the day. Your agenda and destination is whatever and wherever you want it to be, thanks to the convenience and affordability of the Freelander™.

### Decor Selections

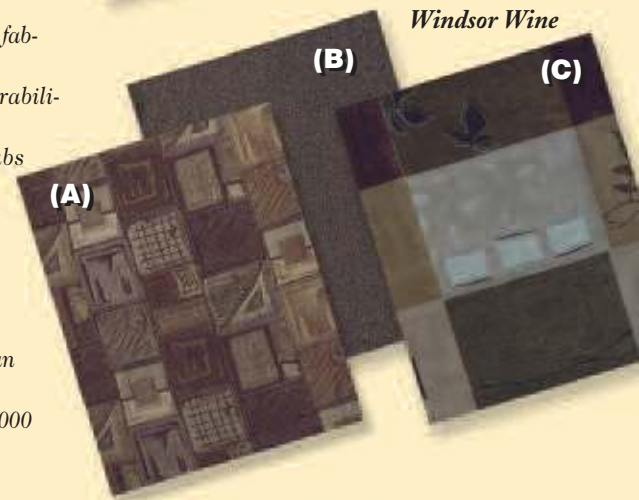
Dazzling interiors feature skillfully coordinated upholstery and window treatments. Coachmen RV chooses only top-grade fabrics wear-dated as heavy-duty. These fabrics have been tested for durability beyond 15,000 double rubs (in and out action) to simulate heavy usage. An average chair in an American home is subjected to only 3,000 double rubs per year.

Fabric Key: A. Main B. Accent C. Bedspread

Sabara Blue



Windsor Wine



Tarragon Moss



Leader to the Great Outdoors®



Discover  
Freelander™ Class  
C Motorhomes by  
Coachmen, and see  
the outstanding  
value and safety  
that is designed  
into every coach.  
These affordable,  
value packed  
coaches have fea-  
tures galore to  
enhance your  
RV'ing experience.



The Freelander 2600 SO features a spacious cabover bunk, an optional side entertainment center with 20" flatscreen television, hardwood raised panel cabinet doors, and designer interior appointments.



Surround yourself in splendor as you settle into the master bedroom of the 3150 SS Freelander. The residential size queen bed, designer window treatments, and beautiful Terrace Birch cabinetry set the tone for a restful evening or mid afternoon nap. (Select models feature a king size bed)



Take command in a Freelander as the two-tone pilot seats set the stage for an automotive style cockpit. The slim line dash console provides more legroom while moving between the cab and living area and still provides space for your beverages and traveling materials.

The Freelander bathroom suite provides plenty of cabinet storage and a generous vanity area. A glass shower surround is also standard on all slide models.



# Freelander™

## Ask your dealer about these Coachmen exclusive design features



1. It doesn't have to be a weekend project figuring out how to fill, drain, or winterize your RV. Our easy to use **Water Works Utility Panel™** with large dials, simply displays how to perform each function. No lengthy explanations or wordy booklets are necessary.
2. All Coachmen Motorhomes utilize **DURAtube™ full length copper LP lines** with double flared ends to ensure a tight seal and years of corrosion free use. Coachmen builds quality for the long haul.
3. Coachmen's **SureLine Electrical Harness™** provides color coded wiring and specific wiring schematics for easy serviceability. High quality automotive electrical connectors and autoloom protective covering make for a reliable and durable harness. The wires are grouped together and neatly tucked into the framework under the coach, safe from road debris.
4. The Coachmen **Even Cool™ air conditioning system** is ducted through the crowned, vacuumbonded roof and utilizes AMOCO insulated ductwork with radiused corners to provide for maximum cooling efficiency.

## Check Out These Features!



Huge storage is a trademark of the Freelander. On select models, a **rear bay with three large access doors** provides unparalleled storage. Recessed molded storage areas inside the bay provide additional capacity and one of the storage covers easily converts into a freestanding table.



All Coachmen Class C Motorhomes feature a **raised departure angle** for greater ground clearance at the rear of the coach.



While the law requires enough seat belts to equal the number of sleeping positions, your family and friends safety is also important to us. That's why we have installed automotive style **seatbelts at fixed seating locations** throughout the coach.



A centrally located **command panel** contains gauges and switches for the generator, water heater, and monitor panel.

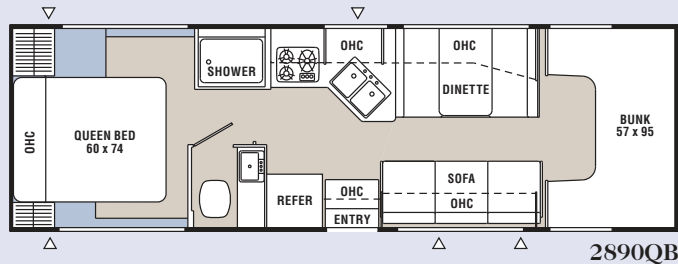
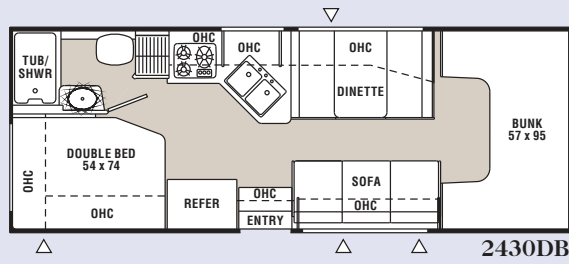
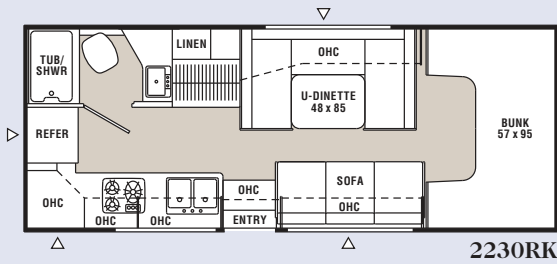


The optional **Ride Rite® Air Assist Suspension** lets you adjust your rig for a smooth level ride. Air assist helps to prevent uneven tire wear and provides for safer travel.



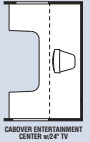
A three speed **Fantastic Fan™** keeps the air circulating throughout your coach (Option on Slide Models)

# Non-Slide Floorplans



## Options Key:

A.



CABOVER ENTERTAINMENT CENTER w/ 20\"/>

INDICATES CARPETING

INDICATES OUTSIDE STORAGE LOCATION

## Standard Features

### INTERIOR APPOINTMENTS

- Terrace Birch Cabinetry
- Hardwood Edge Countertops (Slide Models)
- Self Edge Countertops (Non-Slide Models)
- Hardwood Cabinet Doors (Slide Models)
- Thermofoiled Cabinet Doors (Non-Slide Models)
- Residential Metal Drawer Glides
- Techwood Drawer Sides
- Pleated Shades (Slide Models)
- Mini Blinds (Non-Slide Models)
- Partial Carpet (Slide Models)
- Safety Glass Windows
- Hide-A-Bed Sofa (3150SS)
- Super Sofa
- Booth Dinette
- 2-Tone Vinyl Captains Chairs
- Lounge Chair (2600SO, 3150SS)

### INTERIOR EQUIPMENT

- Dash Stereo CD, Cassette, WB & Sirius Ready (Slide Models)
- Dash Stereo w/ CD Player (Non-Slide Models)
- Television Antenna
- LP Leak Alarm
- Smoke Detector
- Carbon Monoxide Detector
- Fire Extinguisher

- Prewired for Satellite Dish
- Phone Jack (Slide Models)
- Bedroom TV Jack (Except 2600SO)
- Residential 6-Panel Bath Door
- Prewired for Back Up Camera

### GALLEY

- Residential Size Microwave
- Range w/ Cover and Oven (Slide Models)
- Cooktop Range (Non-Slide Models)
- Double Door Refrigerator
- Centralized Control Panel
- Stainless Steel Kitchen Sink
- Silverware Tray
- Wire Pantry Baskets

### BATH AND WATER

- Power Bath Vent
- One-Piece ABS Tub/Shower Surround (Slide Models)
- 6-Gallon Gas/Electric E.I. Water Heater (Slide Models)
- 6-Gallon Gas E.I. Water Heater (Non-Slide Models)
- Demand Water Pump
- Medicine Cabinet
- Towel Bar
- Skylight
- Glass Shower Enclosure (Slide Models)
- Whole House Water Filter (Slide Models)

### SLEEPING

- Queen Bed - 60" x 80" (2600SO, 3150SS)
- Queen Bed - 60" x 74" (2890QB)
- King Bed - 74" x 80" (2920DS, 3100SO)
- Double Bed - 54" x 74" (2430DB)
- Cabover Bunk
- Deluxe Innerspring Mattress
- Bedspread & Pillow Shams
- Privacy Drape- Lower Cab
- Privacy Drape- Cabover
- Bedroom Accordion Door (Except 3100SO)
- Bedroom Privacy Door (3100SO)

### ELECTRICAL/HEATING/AC

- 30 Amp Power Cord
- 55 Amp Electronic Converter
- Auxiliary Battery
- GFI Circuit
- Coach Battery Disconnect
- Outside 120V Receptacle
- Patio Light
- Wall Mounted Thermostat
- 15k BTU Ducted Roof Air Conditioner (Slide Models)
- 13.5k BTU Roof Air Conditioner (Non-Slide Models)
- Generator Ready
- Exterior Cable TV Hookup (Slide Models)

- Heated Holding Tanks
- Rear Security Light (Slide Models)

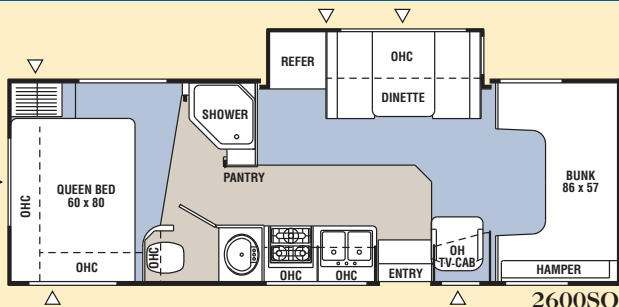
### AUTOMOTIVE/EXTERIOR

- 55-Gallon Fuel Tank
- Driver & Passenger Air Bags
- Deluxe Chassis Package
- Cruise Control
- Tilt Steering Wheel
- Power Windows & Locks
- Dash Air Conditioning
- Emergency Start Switch
- Upgraded Exterior Mirrors
- Chrome Front Bumper
- Tinted Windows (Slide Models)
- Towing Hitch w/ 7-Way Plug
- Radial Tires
- Spare Tire
- Metal Wheel Covers (Slide Models)
- Laminated Roof, Walls and Floor
- Arched Roof Trusses
- TPO Roof Covering
- Rear Mounted Roof Ladder
- Aluminum Running Boards
- Single Entrance Step
- Rubber Entry Step Treads
- 80" Radius Entrance Door w/ Dead Bolt Lock
- Patio Awning
- Slide-Out Room Awning(s) (Slide Models)

## Optional Features

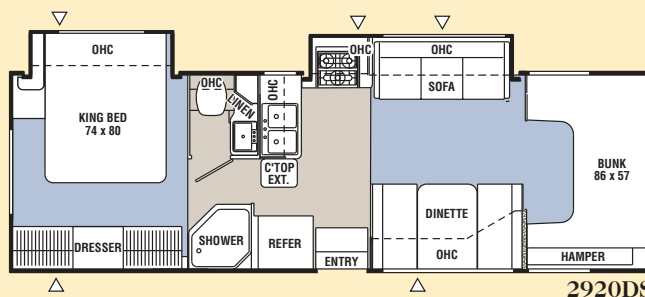
- Cabover Entertainment Center w/ Single Bunk (24" TV & DVD/VCR) (Slide Models)
- Side Entertainment Center w/ 20" Flat Screen Television
- DVD/VCR Player
- Front Cabover Window (N/A w/ Front Entertainment Center)
- Fantastic Three-Speed Roof Vent (Slide Models)
- Automatic Power Entrance Step (Slide Models)
- Outside Shower (Slide Models)
- Dual Auxiliary Battery Upgrade
- Air Assist Suspension
- Stainless Steel Wheel Inserts (Slide Models)
- 3.6 KW LP Vapor Generator-Onan (Diesel Chassis Only)
- 6.0L Diesel Engine - Ford (2600SO, 2890QB)
- Duramax Diesel Engine - Chevy (2230RK, 2430DB, 2890QB)
- 4.0 KW Gas Generator-Onan (N/A Diesel Chassis)
- Owners Information Package (Owner's Manual, Troubleshooting Guide, Warranty Booklet, Carrying Case)
- CSA Upfit

# Slide Floorplans



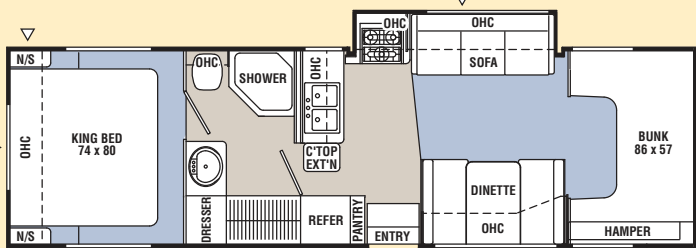
2600SO

Available with option: A



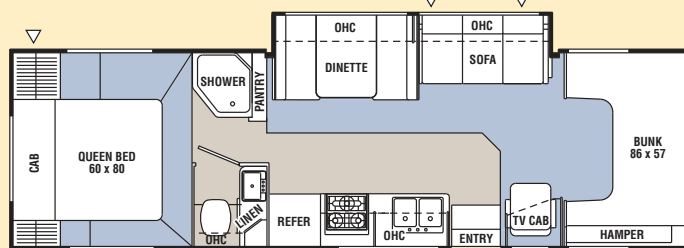
2920DS

Available with option: A



3100SO

Available with option: A



3150SS

Available with option: A

## Specifications

### NON-SLIDE MODELS

### SLIDE MODELS

	2230RK	2430DB	2890QB	2600SO	2920DS	3100SO	3150SS
Chassis	CHEVY	CHEVY	CHEVY / FORD	FORD	FORD	FORD	FORD
Chassis Model	C-3500	C-3500	C-3500 / E-45	E-45	E-45	E-45	E-45
Engine Size (liter)	6.0L	6.0L	6.0L / 6.8L	6.8L	6.8L	6.8L	6.8L
Wheel Base	177"	177"	191" / 190"	176"	190"	210"	210"
Rear Axle Ratio	4.10	4.10	4.10 / 4.56	4.56	4.56	4.56	4.56
Tire Size	(A)	(A)	(A) / (B)	(B)	(B)	(B)	(B)
GVWR (Pounds)	12,300	12,300	12,300 / 14,050	14,050	14,050	14,050	14,050
CW (Pounds)	9,105†	9,465†	10,090† / 10,250†	10,972†	11,279†	11,591†	11,388†
GAWR Front (Pounds)	4,300	4,300	4,300 / 4,600	4,600	4,600	4,600	4,600
GAWR Rear (Pounds)	8,600	8,600	8,600 / 9,450	9,450	9,450	9,450	9,450
GCWR (Pounds)	16,000	16,000	16,000 / 20,000	20,000	20,000	20,000	20,000
Exterior Length	24'6"	25'9"	29'8" / 29'3"	27'8"	29'	31'11"	31'11"
Exterior Height*	11'2"	11'2"	11'2"	11'2"	11'2"	11'2"	11'2"
Exterior Width	8'4"	8'4"	8'4"	8'4"	8'4"	8'4"	8'4"
Sleeping Capacity**	4	6	6	5	6	6	6
Interior Width	8'	8'	8'	8'	8'	8'	8'
Interior Height	6'10½"	6'10½"	6'10½"	6'10½"	6'10½"	6'10½"	6'10½"
Fuel Capacity (gal.)	35	35	35 / 55	55	55	55	55
Alternator Amps	105	105	105 / 130	130	130	130	130
Fresh Water Cap. (gal.)	50	50	50	50	50	50	50
Waste Water Cap. (gal.)	28	28	27	29	28	28	27
Grey Water Cap. (gal.)	28	28	27	29	27	28	28
Water Heater Cap. (gal.)	6	6	6	6	6	6	6
LP Gas Cap. (lbs.)	40	40	40	68	85	68	68
Furnace Rating (x1000) BTU	18	18	18	30	30	30	30

\* Includes clearance for A/C \*\*Front entertainment center options delete one sleeping position.

(A) LT225/75R16D (B) LT225/75R16E †Estimated

All information contained in this brochure is believed to be accurate at the time of publication. However, during the model year, it may be necessary to make revisions and Coachmen reserves the right to make all such changes without notice, including changes in prices, colors, materials, equipment and specifications, as well as the addition of new models and the discontinuance of models shown in this brochure. Therefore, please consult with your Coachmen dealer and confirm the existence of any materials, design or specifications that are material to your purchase decision.



Leader to the Great Outdoors®

**GVWR (Gross Vehicle Weight Rating):** The maximum permissible weight of the unit, including the UVW plus all fluids, cargo, optional equipment and accessories. For safety and product performance, do not exceed the GVWR.

**CW (Curb Weight):** The weight of the unit without factory or dealer installed options, plus allowance for the weight of full fuel capacity. The "payload capacity" for all other fluids, cargo, occupants, optional equipment and accessories can be determined by subtracting the CW from the GVWR.

**GAWR (Gross Axle Weight Rating):** The total weight each front/rear axle, suspension and tire system is designed to carry. When loading the unit, care should be taken to balance cargo weight in consideration of the GAWRs.

**GCWR (Gross Combined Weight Rating):** The maximum total weight of the loaded unit, plus a tow vehicle. This includes the weight of both the unit and tow vehicle, fuel for each, all other fluids, cargo, occupants, optional equipment and accessories.

**Wider Widths:** Numerous Coachmen floorplans feature the "wide body" design concept, which gives you significantly enhanced interior living space and innovative floorplans. In making your purchase decision, you should be aware that a few states restrict access on some or all roads within the state to vehicle with a maximum 96" width, although special road usage permits may be available. Vehicles up to 102" in width are permitted in the vast majority of states. You should confirm the road usage laws in the states of interest to you before making your purchase decision. If width is of concern to you, we invite you to consider the broad array of other Coachmen models offered in the standard 96" width.

**IMPORTANT NOTE:** All capacities are approximate, and all dimensions are nominal. Coachmen motorhomes are designed to allow for a wide variety of uses, extended trips with two people or short trips with multiple people. Accordingly, each unit allows ample room for sleeping, seating, fluids and cargo. While the customer is the beneficiary of this design, the customer also bears the responsibility to select the proper combination of passengers, cargo, load, and tow vehicle without exceeding the chassis weight capabilities. Consumer may need additional braking capacity to tow loads greater than 1,000 pounds.

Seat belts should always be worn for passenger safety. Seat belts are provided at most locations to allow convenience in selecting which seat to occupy. However, it is not intended that all seating positions equipped with a seat belt may be occupied while the vehicle is in motion, without regard to other weight factors. All Coachmen motorhomes are designed to ensure that the number of passengers allowed while the vehicle is in motion will always at least equal the stated sleeping capacity. Though extra seat belts may be provided, for your safety and the proper operation of your vehicle, limit your passengers to the number allowed by the Net Carrying Capacity of your vehicle.

# Discover the Coachmen Advantages



## Service After the Sale

- **Industry Leading Buckstopper™ Warranty** – Coachmen's exclusive Buckstopper™ Limited Warranty provides one-year coverage on most parts, components and appliances. Coachmen stands behind their product and is supported by a network of over 300 service centers.
- **Two Year Structural & Major Components Manufacturer's Warranty** – Coachmen provides a two-year structural and major components manufacturer's warranty, along with a complete written Warranty Summary Guide, for your peace of mind.
- **Comprehensive Owner's Information** – For your convenience we offer published materials on key equipment and options, as well as information pertaining to the function of important components. We also offer a true **Trouble Shooting and Maintenance Guide** for the simple answers to frequently asked questions.
- **Toll Free Service Numbers** – Our toll free phone numbers provide you with direct access to a Coachmen RV Service Representative.
- **Dealer Support Tools** – Coachmen makes sure that their dealers are well equipped and trained to service your needs with: Systems Manuals, PDI Manuals, Electronic Parts Catalogs, Coach-Link® "On-Line" Electronic Dealer Communication System and continual service training.
- **Service Support Center Website** – Coachmen provides you access to key information 24-hours a day through the Internet. On-line you can find a Service Dealer Locator, Maintenance Information, Trouble Shooting Information, Product Warranty Information, Customer "E-Assistance", Frequently Asked Questions (FAQ's) and Publications ordering, dating back to 1972 models.
- **Priority Parts Ordering** – Coachmen provides a program for overnight parts shipment in critical repair situations.



## Coachmen Caravan Camping Club™



Coachmen Caravan Camping Club is your ticket to making friends for life. Share old stories and make new, in the company of fellow Coachmen Caravan members. With the purchase of a Coachmen RV, you are invited to join one of the nation's largest manufacturer sponsored RV clubs. As part of the Coachmen Caravan family, you will receive incredible membership benefits that will help to ensure your safety and enjoyment throughout your RV experiences. Enjoy your Coachmen RV more with the Coachmen Caravan Camping Club.



Leader to the Great Outdoors®

Visit our website at: [www.coachmenrv.com](http://www.coachmenrv.com)

Coachmen Recreational Vehicle Company, LLC

P.O. Box 30, Middlebury, IN 46540 • P.O. Box 948, Fitzgerald, GA 31750

©2005 Coachmen Recreational Vehicle Company, LLC All rights reserved. Litho in USA 11/05

