

# ALPHA WOLF



ALPHA WOLF TRAVEL TRAILERS



CHEROKEE  
LIGHTWEIGHTS



**DURABILITY, DRIVABILITY & DESIGN**



26DBH



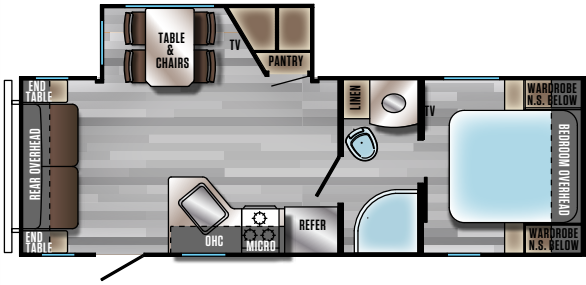
26DBH



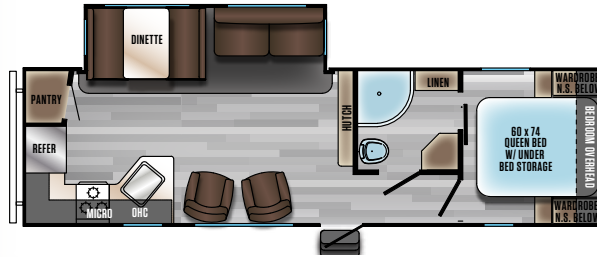
26RL



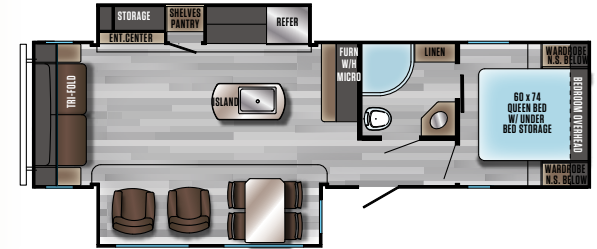
23RD-L



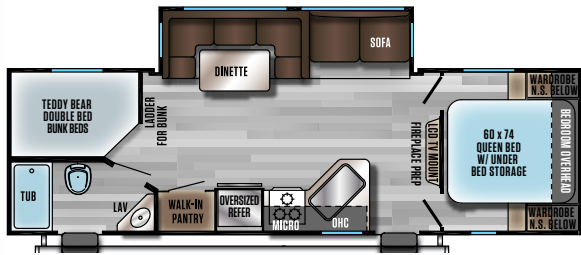
27RK-L



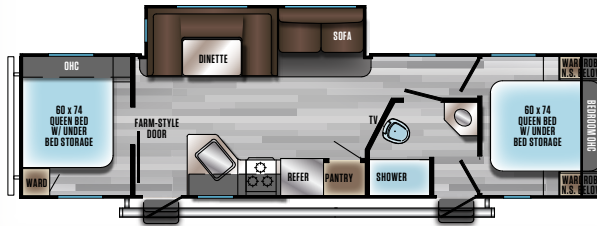
26RL-L



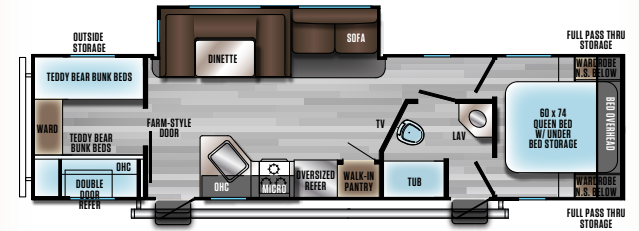
26DBH-L



29DQ-L



29QB-L



# ALPHA WOLF

## DURABILITY, DRIVABILITY & DESIGN

More than a slogan, we strive to be best in class every day. At Alpha Wolf, we are constantly refining our process to provide the best built campers that offer the best towing, and have more luxurious appointments than anyone else in our class.

We are changing the travel trailer landscape by leveraging our immense buying power, years of Cherokee manufacturing innovation, along with the industry's best design team and production force to create a product that has unparalleled value and sustainable quality.

When you are buying an RV, you are investing in the memories that you will cherish the rest of your life. These moments are too valuable to trust anything less than an Alpha Wolf.

	23RD-L	26DBH-L	26RL-L	27RK-L	29DQ-L	29QB-L
UNLOADED VEHICLE WEIGHT	5392 LB.	5795 LB.	7088 LB.	6156 LB.	6543 LB.	6780 LB.
GVWR	7600 LB.	7600 LB.	8700LB.	7627 LB.	7900 LB.	7920 LB.
HITCH WEIGHT	600 LB.	600 LB.	740 LB.	627 LB.	900 LB.	920 LB.
CARGO CARRYING CAPACITY	2208 LB.	1805 LB.	3852 LB.	1471 LB.	1357 LB.	1140 LB.
EXTERIOR LENGTH	29' 4"	31' 6"	34' 3"	33' 6"	36' 8"	36' 8"
EXTERIOR HEIGHT	11' 0"	11' 0"	11' 2"	11' 0"	11' 0"	11' 0"
EXTERIOR WIDTH	96"	96"	96"	96"	96"	96"
FRESH WATER	49 GAL.	49 GAL.	49 GAL.	49 GAL.	49 GAL.	49 GAL.
GRAY WATER	42 GAL.	42 GAL.	84 GAL.	84 GAL.	84 GAL.	84 GAL.
BLACK WATER	42 GAL.	42 GAL.	42 GAL.	42 GAL.	42 GAL.	42 GAL.
AWNING SIZE	20'	20'	9'	20'	20'	20'



**FREE MEMBERSHIP**  
to Forest River Owners' Group

www.forestriverfrog.com



CUSTOMER SATISFACTION



www.ForestRiverBuyLocal.com



**PRE-DELIVERY INSPECTION FACILITY**

20,000 square feet of quality assurance. The bare essentials for a premium product. This state-of-the-art facility gives immediate daily feedback to production for quality assurance in every unit built.

**24/7 EMERGENCY ROADSIDE ASSISTANCE**

For a worry-free ownership experience

Forest River includes one

year of Coach-Net RV Technical & Roadside

Assistance with each RV purchase. Whether new to the RV lifestyle or an experienced RV enthusiast, Forest River owners have 24/7 access to technical, operational and emergency road service coverage throughout the US & Canada.

Coach-Net's fast, dependable service is just a phone call away.

**Coach-Net**<sup>®</sup>

RV Technical & Roadside Assistance

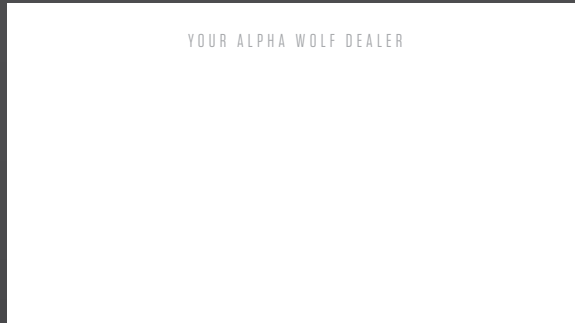


**ALPHA WOLF PACKAGES** \*Not available on all models

<p><b>Extreme Weather Package</b> *Not all items available on all models</p> <ul style="list-style-type: none"> <li>2" Thick Laminated Walls and Slide Roof</li> <li>Enhanced Fiberglass High Gloss Sidewalls</li> <li>Quick Cool Fantastic Fan</li> <li>Upgraded Arctic Insulation</li> </ul>	<p><b>Arctic Package</b> *Not all items available on all models</p> <ul style="list-style-type: none"> <li>40" Dinette Drawers*</li> <li>Backup Camera Prep</li> <li>Black Out Roller Shades in Main Floor Slides</li> <li>Black Tank Flush</li> <li>Friction Hinge Entry Door</li> <li>Large Exterior Folding Assist Grab Handle</li> <li>Outside Shower with Hot &amp; Cold Water with Detachable Sink</li> <li>Outside TV Bracket with Hookups</li> <li>Pullout Kitchen Faucet</li> <li>Solar Prep &amp; Wiring</li> <li>Tub Surround</li> <li>Upper Bunk Windows</li> </ul>	<p><b>Limited Package</b> *Not all items available on all models</p> <ul style="list-style-type: none"> <li>15K Air Conditioner</li> <li>Aluminum Rims</li> <li>Custom Deluxe Furniture</li> <li>Enclosed and Heated Underbelly</li> <li>Evergreen Upgraded Mattress</li> <li>Fireplace Prep</li> <li>Gel Coated Front Cap</li> <li>LED Interior and Exterior Lighting</li> <li>Morryde Cherokee Stable Step with Laser Engraving (Entry Step) (Both Entrances)*</li> <li>Outside Refrigerator*</li> <li>Oversized Awning</li> <li>Pots and Pans capacity Under mounted Sink</li> </ul>	<ul style="list-style-type: none"> <li>Power Front Jack with Light</li> <li>Rear Travel Rack Prep</li> <li>RVQue Grill Prep</li> <li>Seamless Counter Tops</li> <li>Secure Cable Sides</li> <li>Stainless Kitchen Suite Appliance Package w/ Farm style Sink</li> <li>Super Kitchen(Extra Lighting, Designer Glass Doors, Luxury Hardware and Accents)</li> <li>Tire Pressure Monitoring System</li> <li>TV Prep</li> <li>Unobstructed Pass Through Storage</li> <li>USB charging stations ( Up to 12 per coach)</li> </ul>
<p><b>Options</b></p> <ul style="list-style-type: none"> <li>Alpha Wolf Swing Arm Bumper and Grill</li> <li>Electric Jacks</li> <li>Fireplace with 5200btu Heat (N/A on T29DQ-L &amp; T29QB-L)</li> <li>Icemaker</li> <li>Large LED TV</li> <li>Rear Travel Rack</li> </ul>			

FIND OUT MORE AT:

[HTTP://WWW.FORESTRIVERINC.COM/TRAVEL-TRAILERS/ALPHA-WOLF](http://www.forestriverinc.com/travel-trailers/alpha-wolf)



**Learn More**

Scan this barcode using a QR Reader on your smart phone to learn more about Forest River.



A Berkshire Hathaway company.

All information contained in this brochure is believed to be accurate at the time of publication. However, during the model year, it may be necessary to make revisions and Forest River, Inc., reserves the right to make all such changes without notice, including prices, colors, materials, equipment and specifications as well as the addition of new models and the discontinuance of models shown in this brochure. Therefore, please consult with your Forest River, Inc., dealer and confirm the existence of any materials, design or specifications that are material to your purchase decision. Litho. U.S.A. FOR 1438 P/W: 2017.11.13

**Specification Definitions**

**GVWR (Gross Vehicle Weight Rating)** - is the maximum permissible weight of the unit when fully loaded. It includes all weights, inclusive of all fluids, cargo, optional equipment and accessories. For safety and product performance do NOT exceed the GVWR.

**GAWR (Gross Axle Weight Rating)** - is the maximum permissible weight, including cargo, fluids, optional equipment and accessories that can be safely supported by a combination of all axles.

**UVW (Unloaded Vehicle Weight)\*** - is the typical weight of the unit as manufactured at the factory. It includes all weight at the unit's axle(s) and tongue or pin and LP Gas. The UVW does not include cargo, fresh potable water, additional optional equipment or dealer installed accessories.

\*Estimated average based on standard build optional equipment.

**CCC (Cargo Carrying Capacity)\*\*** - is the amount of weight available for fresh potable water, cargo, additional optional equipment and accessories. CCC is equal to GVWR minus UVW. Available CCC should accommodate fresh potable water

(8.3 lbs per gallon). Before filling the fresh water tank, empty the black and gray tanks to provide for more cargo capacity.

\*\* Estimated average based on standard build optional equipment

Each Forest River RV is weighed at the manufacturing facility prior to shipping. A label identifying the unloaded vehicle weight of the actual unit and the cargo carrying capacity is applied to every Forest River RV prior to leaving our facilities.

The load capacity of your unit is designated by weight, not by volume, so you cannot necessarily use all available space when loading your unit.